

# **Sage 200 v2010 System Requirements**

Version: 0.4  
Issue date: March 2010

## Sage 200 Suite v2010 – System Requirements

The Sage 200 Suite is a modular system made up of the Sage 200 core components and optional market-specific vertical applications that integrate into the core product. When determining system requirements, ensure that you have considered each of the elements in use. Different components have different system requirements.

### Supported Operating Systems – Core Components

Sage 200 Core Components	Windows XP Professional (32-bit only)	Windows Vista (32-bit only) (Business & Ultimate Editions)	Windows 7 (32-bit and 64-bit) (Professional, Enterprise & Ultimate Editions)	Windows Server 2003 (x86 and x64) (Standard & Enterprise Editions, 2003 & 2003 R2)	Windows 2003 Small Business Server (Standard & Premium Editions)	Windows Server 2008 (x86 and x64) (Standard & Enterprise Editions, 2008 and 2008 R2)	Windows 2008 Small Business Server (Standard & Premium Editions)
<b>Sage 200 Core Components</b>							
Sage 200 File Server	x <sup>1</sup>	x <sup>1</sup>	x <sup>1</sup>	✓	✓	✓	✓
Sage 200 Application Server	x <sup>1</sup>	x <sup>1</sup>	x <sup>1</sup>	✓	✓	✓	✓
Sage 200 Web Server	x <sup>1</sup>	x <sup>1</sup>	x <sup>1</sup>	✓	✓	✓	✓
Sage 200 Financials Client	✓	✓	✓	✓	✓	✓	✓
<b>Sage 200 CRM</b>							
Sage 200 CRM Server	x <sup>1</sup>	x <sup>1</sup>	x <sup>1</sup>	✓	✓ <sup>2</sup>	✓	✓ <sup>2</sup>
Sage 200 CRM Client	✓	✓	✓	✓	✓	✓	✓
<b>Sage 200 Business Intelligence<sup>3</sup></b>							
Sage 200 Business Intelligence Server	x <sup>1</sup>	x <sup>1</sup>	x <sup>1</sup>	✓	✓	✓	✓
Sage 200 Business Intelligence Client (including Sage 200 BI Admin Tool)	✓	✓	✓	✓	✓	✓	✓
Sage 200 Business Intelligence Excel Client	✓	✓	✓	✓	✓	✓	✓

<sup>1</sup> Not supported for production environments.

<sup>2</sup> The Sage CRM Exchange Synchronisation feature is not supported.

<sup>3</sup> Sage 200 Business Intelligence requires Analysis Services, which is included with Microsoft SQL Server 2005 Standard Edition and Microsoft SQL Server 2008 Standard Edition (32-bit and 64-bit) and is only supported on these versions of SQL Server. Other editions of Microsoft SQL Server are supported if Sage 200 Business Intelligence is not required. See Page 3 for details.

## Supported Operating Systems – Optional Modules

Sage 200 Optional Modules	Windows XP Professional (32-bit only)	Windows Vista (32-bit only) (Business & Ultimate Editions)	Windows 7 (32-bit and 64-bit) (Professional, Enterprise & Ultimate Editions)	Windows Server 2003 (x86 and x64) (Standard & Enterprise Editions, 2003 & 2003 R2)	Windows 2003 Small Business Server (Standard & Premium Editions)	Windows Server 2008 (x86 and x64) (Standard & Enterprise Editions, 2008 and 2008 R2)	Windows 2008 Small Business Server (Standard & Premium Editions)
<b>Sage 200 Commercials</b>							
Sage 200 Commercials Client	✓	✓	✓	✓	✓	✓	✓
<b>Sage 200 Project Accounting</b>							
Sage 200 Project Accounting Client	✓	✓	✓	✓	✓	✓	✓
<b>Sage 200 Manufacturing</b>							
Sage 200 Manufacturing Server	✗ <sup>4</sup>	✗ <sup>4</sup>	✗ <sup>4</sup>	✓	✓	✓	✓
Sage 200 Manufacturing Client	✓	✓	✓	✓	✓	✓	✓
<b>Sage 200 Wholesale &amp; Retail</b>							
Sage 200 Wholesale & Retail Server	✗ <sup>4</sup>	✗ <sup>4</sup>	✗ <sup>4</sup>	✓	✓	✓	✓
Sage 200 Wholesale & Retail Client	✓	✓	✓	✓	✓	✓	✓
<b>Sage 200 Web Time &amp; Expenses (WTE)</b>							
Sage 200 WTE Server	✗ <sup>4</sup>	✗ <sup>4</sup>	✗ <sup>4</sup>	✓	✓	✓	✓
Sage 200 WTE Client	✓	✓	✓	✓	✓	✓	✓
Sage 200 Integration Server (AIS)	✗ <sup>4</sup>	✗ <sup>4</sup>	✗ <sup>4</sup>	✓	✓	✓	✓
<b>Sage 200 Migration Tool</b>							
Sage 200 Migration Tool	✓	✓	32-bit only	32-bit only	✓	32-bit only	✗
<b>Sage 200 Construction</b>							
Sage 200 Construction	See 'Sage 200 Construction Release Notes' for further details						

### Notes:

Sage recommends installing the latest service packs and Windows Updates for both your client and server operating system and database management system.

It is not recommended that you deploy the Sage 200 suite on a server that is operating as a domain controller.

Where supported on 64-bit platforms, the Sage 200 suite is a 32-bit application that runs in WOW64 emulation mode.

The Sage 200 suite does not support Itanium chipsets.

<sup>4</sup> Not supported for production environments.

## Supported Database Systems

Microsoft SQL Server 2005 Workgroup Edition with Service Pack 3
Microsoft SQL Server 2005 Standard Edition with Service Pack 3 (32 and 64-bit editions)
Microsoft SQL Server 2008 Workgroup Edition with Service Pack 1 (32 and 64-bit editions)
Microsoft SQL Server 2008 Standard Edition with Service Pack 1 (32 and 64-bit editions)

**Note:** Sage 200 Business Intelligence requires Analysis Services which is included with Microsoft SQL Server 2005 Standard Edition and Microsoft SQL Server 2008 Standard Edition (32-bit and 64-bit) and is only supported on these versions of SQL Server.

## Supported Editions of Microsoft Office

Microsoft Office 2003 – Standard, Small Business and Professional Editions
Microsoft Office 2007 – Standard, Small Business, Professional, Ultimate and Enterprise Editions

## Supported Editions of Sage 50 Payroll

Sage 50 Payroll v14.04 – Standard, Professional and Bureau Editions
Sage 50 Payroll v15.01 – Standard, Professional and Bureau Editions
Sage 50 Payroll v15.02 – Standard, Professional, and Bureau Editions

## Sage 200 Mobile – Supported Devices

Blackberry Pearl Flip (8220)
Blackberry Curve (8520, 8900)
Blackberry Bold (9000)

## Support for Terminal Services and Citrix

Users wishing to deploy any element of the Sage 200 suite in a Microsoft Terminal Services or Citrix environment should see the Sage 200 v2010 Deployment Guide included on the Sage 200 DVD for further details.

## Support for Virtualisation

All elements of the Sage 200 Suite are supported in a virtualised environment where the following conditions are met;

- The underlying virtualisation platform has been accredited by the Microsoft Windows Server Virtualisation Program. See <http://www.windowsservercatalog.com/svvp.aspx> for further details.
- The host operating system is one of the supported operating systems outlined in the Sage 200 v2010 System Requirements documentation.

In addition, the Sage 200 Suite is also supported when running in a Microsoft Hyper-V virtualised environment which is running one of the supported operating systems outlined in the Sage 200 v2010 System Requirements documentation.

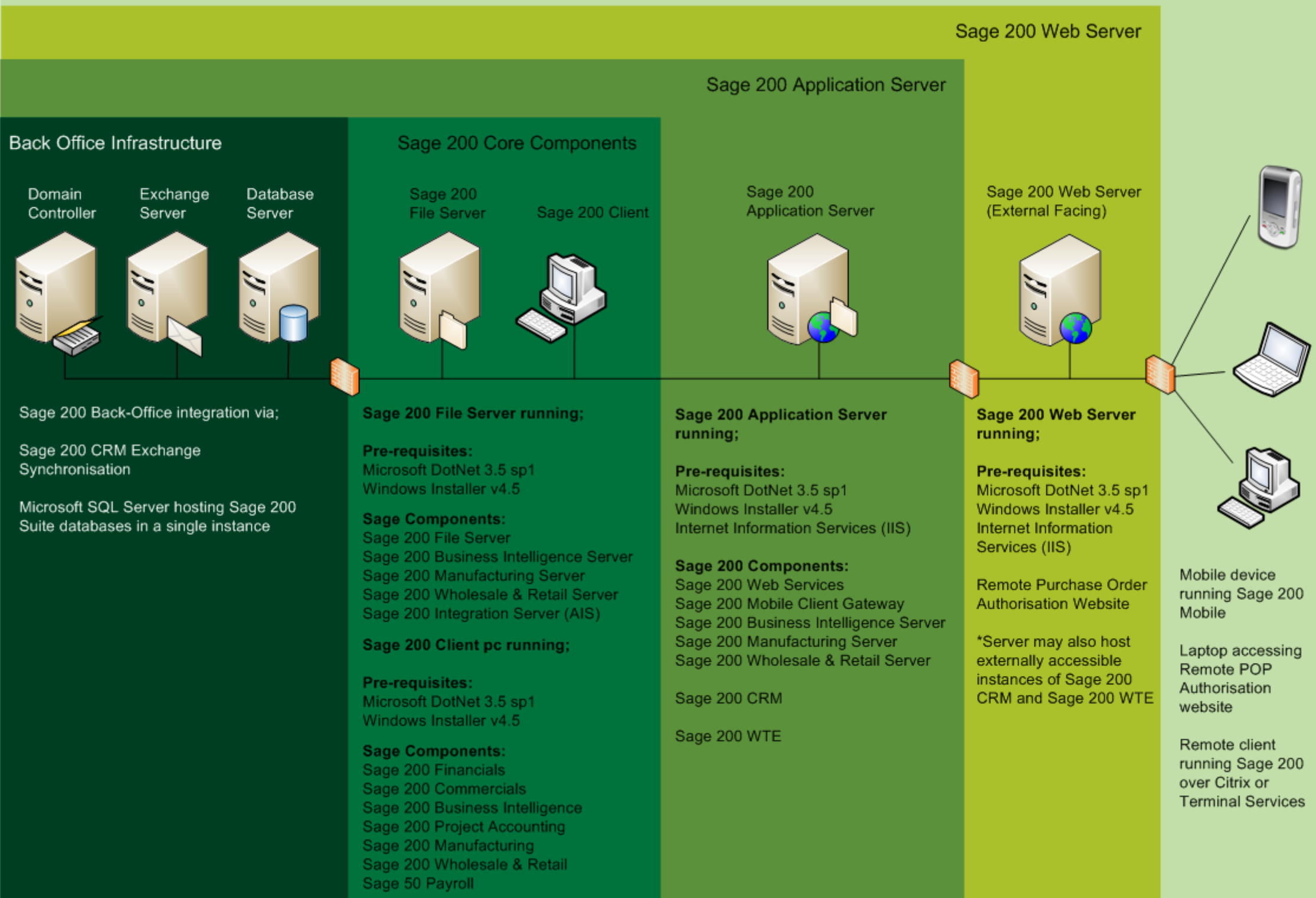
## Minimum Supported System Requirements

These are the minimum supported hardware requirements to run the Sage 200 suite.

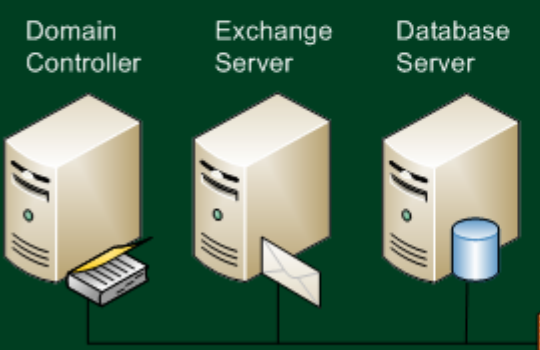
	Processor	Disk	Memory	Network	Video	Internet Browser
Database Server	3.0GHz Pentium 4 or equivalent (e.g. Dual Core 1.6GHz)	7,200 rpm SATA with sufficient disk space	2GB	Gigabit Ethernet	1024x768	Microsoft Internet Explorer v6
File Server	2.0GHz Pentium 4 or equivalent	7,200 rpm SATA with sufficient disk space	2GB	Gigabit Ethernet	1024x768	Microsoft Internet Explorer v6
Application Server	3.0GHz Pentium 4 or equivalent (e.g. Dual Core 1.6GHz)	7,200 rpm SATA with sufficient disk space	2GB	Gigabit Ethernet	1024x768	Microsoft Internet Explorer v6
Web Server	3.0GHz Pentium 4 or equivalent (e.g. Dual Core 1.6GHz)	7,200 rpm SATA with sufficient disk space	2GB	Gigabit Ethernet	1024x768	Microsoft Internet Explorer v6
Client	2.8GHz Pentium 4 or equivalent (e.g. Dual Core 1.6GHz)	7,200 rpm SATA with sufficient disk space	1GB	100 mbit Ethernet	1024x768	Microsoft Internet Explorer v6

### Notes:

These specifications are the **minimum** hardware requirements for each of the machine types in a Sage 200 suite deployment. Users with larger databases or increased numbers of concurrent users may require higher specifications. See the Sage 200 v2010 Deployment Guide included on the Sage 200 DVD for further details.

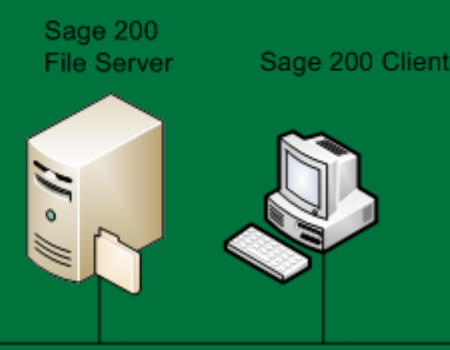


**Back Office Infrastructure**



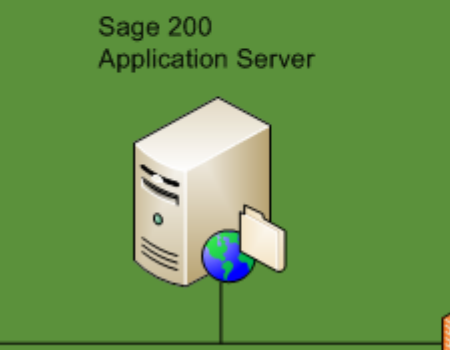
Sage 200 Back-Office integration via;  
Sage 200 CRM Exchange Synchronisation  
Microsoft SQL Server hosting Sage 200 Suite databases in a single instance

**Sage 200 Core Components**



**Sage 200 File Server running;**  
**Pre-requisites:**  
Microsoft DotNet 3.5 sp1  
Windows Installer v4.5  
**Sage Components:**  
Sage 200 File Server  
Sage 200 Business Intelligence Server  
Sage 200 Manufacturing Server  
Sage 200 Wholesale & Retail Server  
Sage 200 Integration Server (AIS)  
**Sage 200 Client pc running;**  
**Pre-requisites:**  
Microsoft DotNet 3.5 sp1  
Windows Installer v4.5  
**Sage Components:**  
Sage 200 Financials  
Sage 200 Commercials  
Sage 200 Business Intelligence  
Sage 200 Project Accounting  
Sage 200 Manufacturing  
Sage 200 Wholesale & Retail  
Sage 50 Payroll

**Sage 200 Application Server**



**Sage 200 Application Server running;**  
**Pre-requisites:**  
Microsoft DotNet 3.5 sp1  
Windows Installer v4.5  
Internet Information Services (IIS)  
**Sage 200 Components:**  
Sage 200 Web Services  
Sage 200 Mobile Client Gateway  
Sage 200 Business Intelligence Server  
Sage 200 Manufacturing Server  
Sage 200 Wholesale & Retail Server  
Sage 200 CRM  
Sage 200 WTE

**Sage 200 Web Server**



**Sage 200 Web Server running;**  
**Pre-requisites:**  
Microsoft DotNet 3.5 sp1  
Windows Installer v4.5  
Internet Information Services (IIS)  
Remote Purchase Order Authorisation Website  
\*Server may also host externally accessible instances of Sage 200 CRM and Sage 200 WTE



Mobile device running Sage 200 Mobile  
Laptop accessing Remote POP Authorisation website  
Remote client running Sage 200 over Citrix or Terminal Services